

# Oil & Sand Removal

The Stormceptor Oil & Sand Removal (OSR) system is designed to remove fine sand particles at the peak flow rates regulated by bodies such as the New Jersey Department of Environmental Protection (NJDEP) and the New York State Department of Environmental Conservation (NYSDEC). Recommended applications include pre-treatment and redevelopment/retrofit projects to meet a specific water quality objective.

## Stormceptor OSR – fine sand removal specialist

- Designed to remove fine sand particles at high flow rates
- Units are easily sized using NJCAT verified and NJDEP interim certified flow rates (*see sizing chart on reverse*)
- Slows incoming stormwater to allow free oils to rise and fine sand particles to settle
- Provides hydrocarbon spill protection in dry and wet weather

## Proven performance

- TARP (Technology Acceptance and Reciprocity Partnership) Interim Certification from NJDEP
- Developed using third-party testing and computational fluid dynamic (CFD) modeling

## Flexible and versatile

- Easy installation – small footprint saves time and money with limited site disruption
- Minimal drop between inlet and outlet pipes (one- or three-inch drop), and the unit can be used as a bend structure
- Low head loss of nine inches for the OSR 250 from inlet to outlet makes it compatible with existing infrastructure
- Ideal for new projects, redevelopment and retrofit applications

## Essential part of a stormwater treatment train

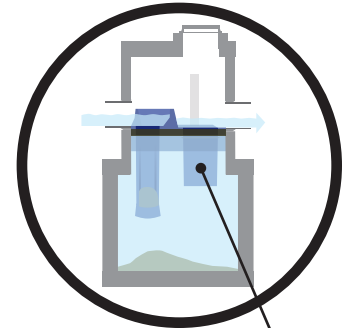
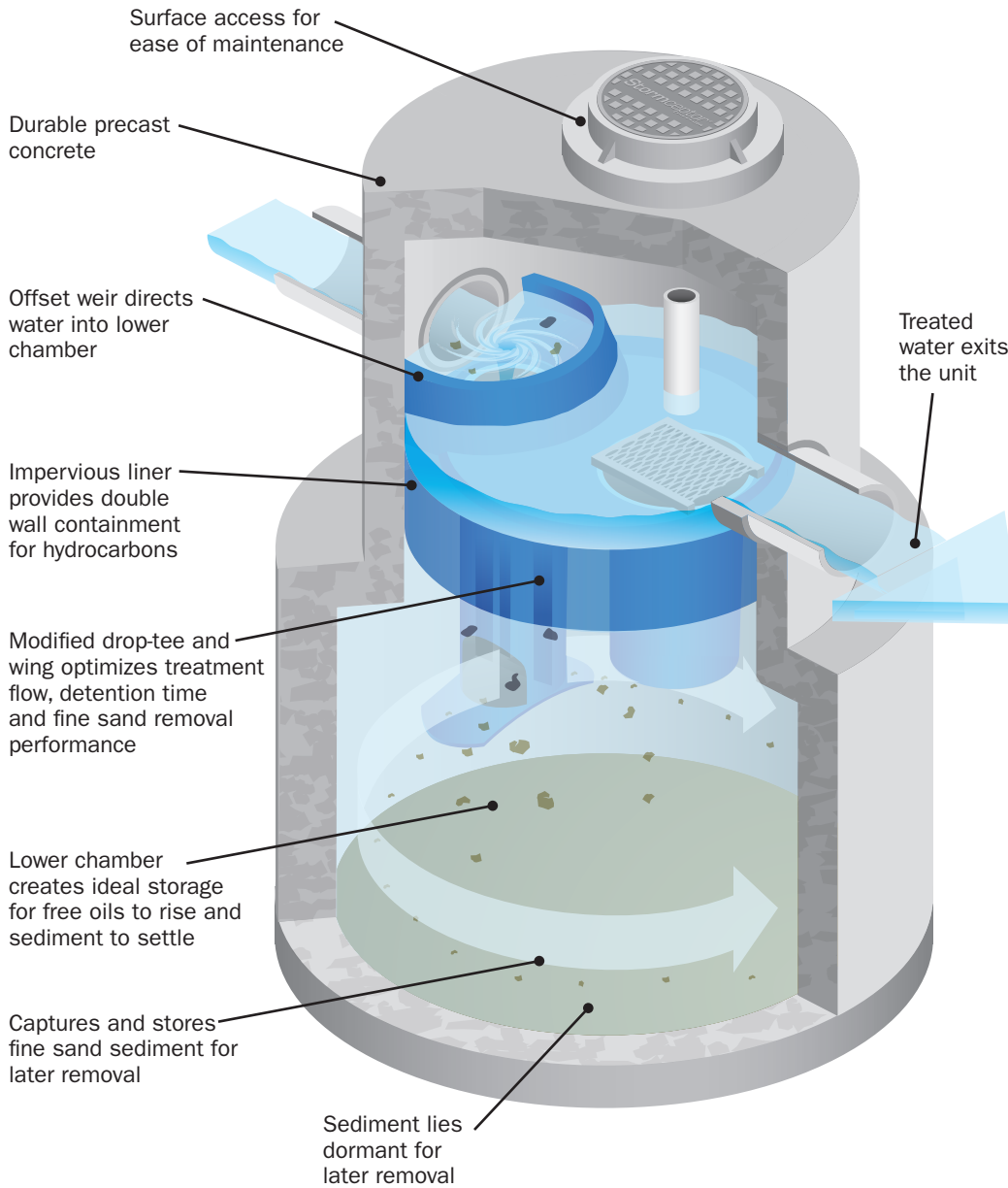
- Seamless support of existing BMPs (wet/dry ponds, filtration and infiltration devices)
- Improves water quality, extends BMP maintenance life and minimizes life-cycle costs

## Maintenance made easy

- Maintenance is convenient and trouble-free, with virtually no site disruption
- Easy unit entrance from surface access cover – no confined space entry needed

With over 20,000 units operating worldwide, Stormceptor performs and protects every day, in every storm.

# Oil & Sand Removal



Free oils are trapped for later removal

## Sizing Table


Stormceptor OSR models are designed to treat specific flow rates, as illustrated below.

Stormceptor OSR models	Treatment Flow Rate (cfs)
Inlet OSR 065	0.63
In-line OSR 140	1.41
In-line OSR 250	2.50
In-line OSR 390	3.90
In-line OSR 560	5.62
Series OSR 780	7.81
Series OSR 1125	11.24



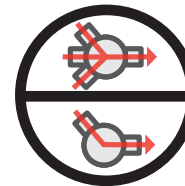
### Easy to install

Small footprint saves time and money with limited disruption to your site.



### Seamless

Minimal drop between inlet and outlet pipes makes Stormceptor ideal for retrofits and new development projects.



### Flexible

Inlet OSR 065 can connect multiple inlet pipes. Can be used as a bend structure.